
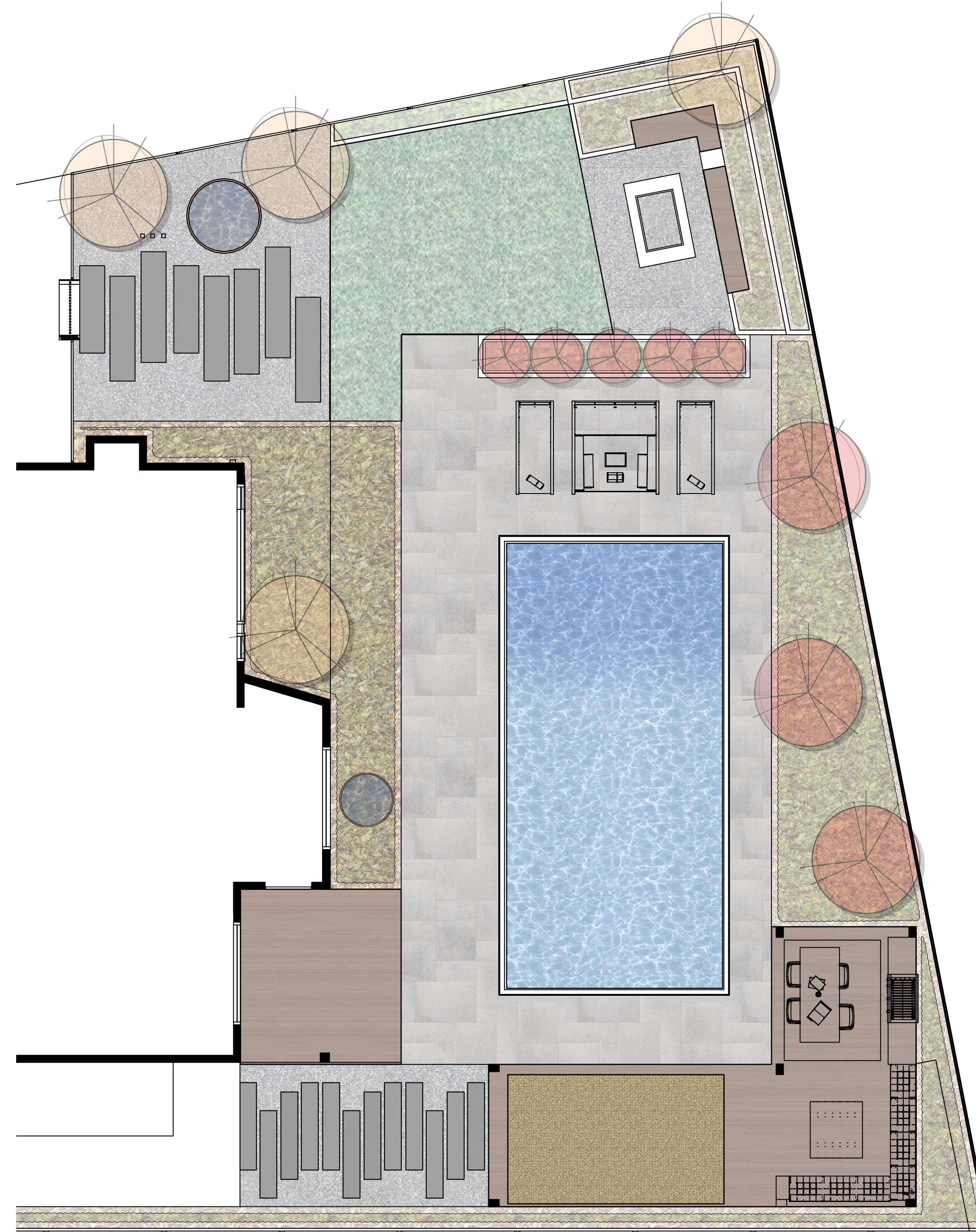
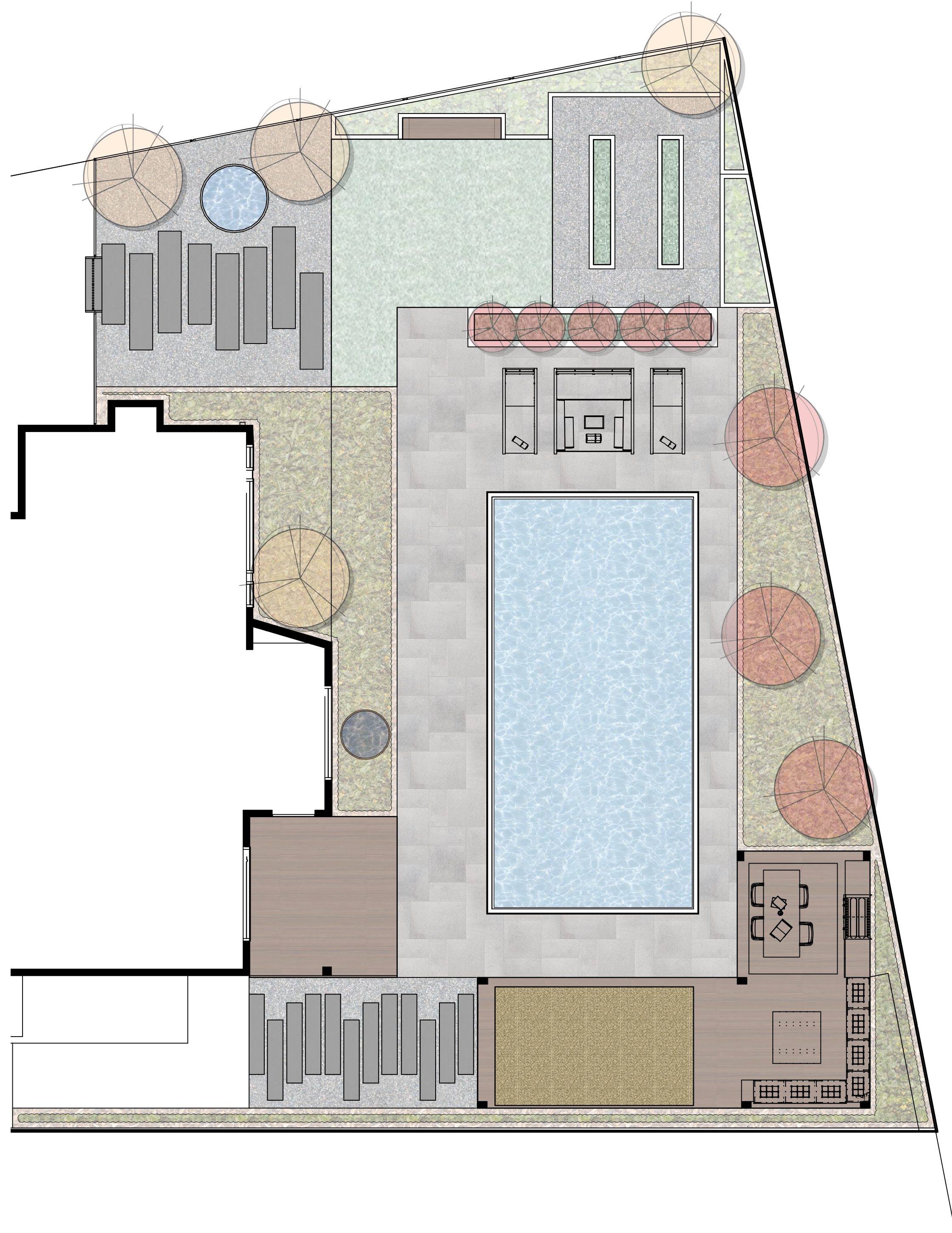



JENNER RESIDENCE LANDSCAPE CONCEPT


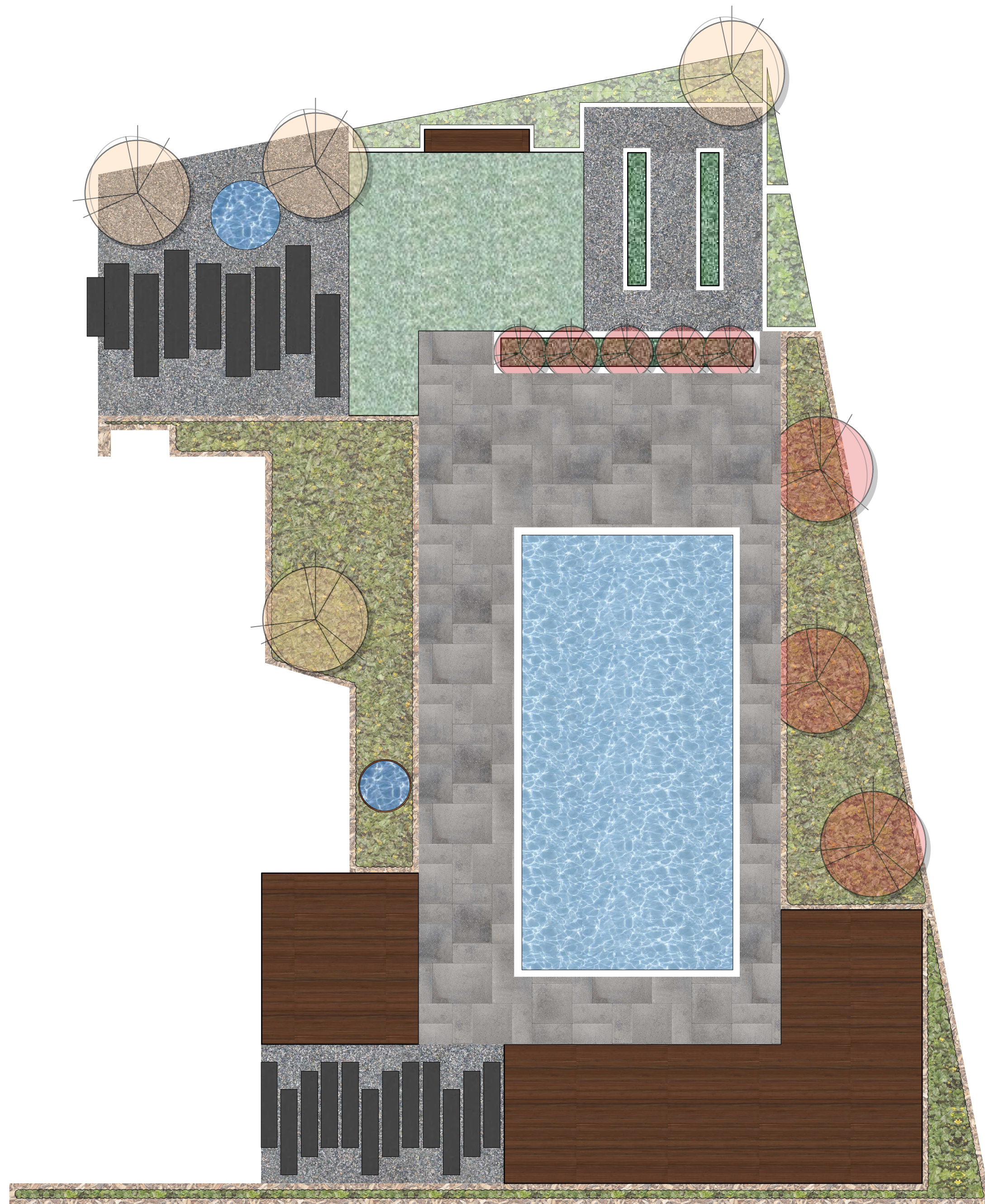


Drawing List

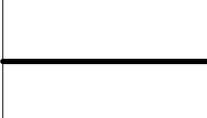
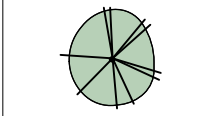
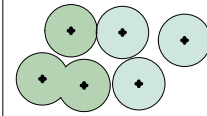










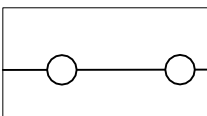

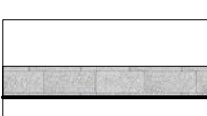
Sheet No	Sheet Name	Sheet No	Sheet Name
L-00	COVER SHEET	L-05	PLANTING PLAN
L-01	EXISTING SITE	L-06	PLANTING PALLETTE
L-02	MATERIALS PLAN	L-07	IRRIGATION PLAN
L-03	LIGHTING LEGEND	L-20	DETAILS
L-04	LAYOUT PLAN	L-21	NOTES


ISSUE	DATE	COMMENT
1	22.10.20	Client Review





MATERIALS LEGEND

-  SITE BOUNDARY
-  PROPOSED TREES
(Refer plant schedule)
-  PROPOSED PLANTING
(Refer plant schedule)
-  PUTTING GREEN ARTIFICIAL TURF
TYPE 1 & 2
-  HERBS PLANTER
-  PLANTING AREA
-  BUILDING OUTLINE
-  PROPOSED POOL
-  EXPOSED AGGREGATE PAVING
(minimum 3m spacing on score joints
and 9m on expansion joints)
-  UNIT PAVERS TYPE 1
-  UNIT PAVERS TYPE 2
-  ROCK MULCH TYPE 1
-  ROCK MULCH TYPE 2
-  PROPOSED RAILING
(METAL PICKET)
-  BOULDER
-  RETAINING WALL





In Ground lighting - FX Luminaire A-KN In-Grade Light




Wall and Stair Lighting - FX Luminaire LED Led Light



Uplighting - FX Luminaire FR LED Up Light




Wall Down Light - FX Luminaire ZW Down Light



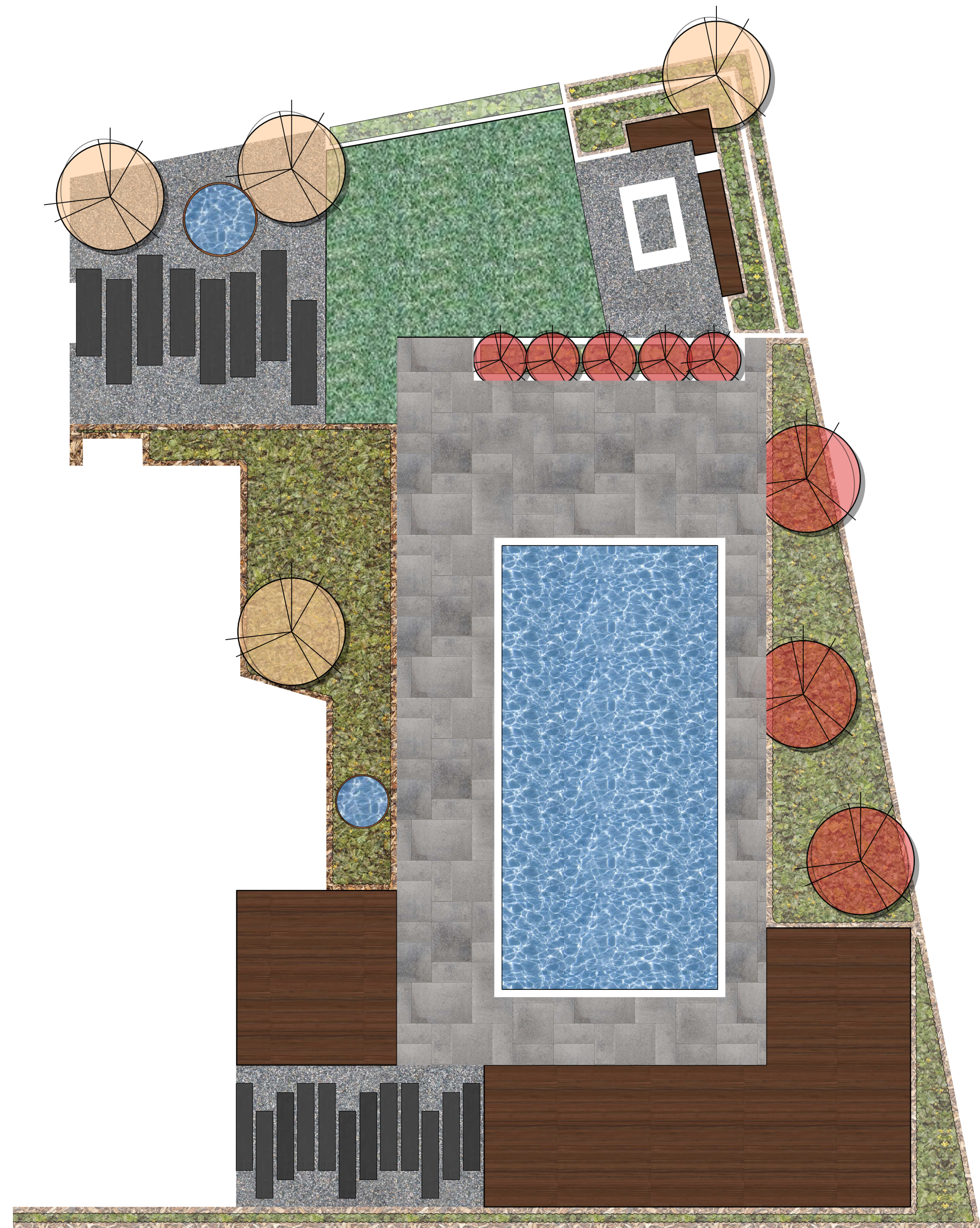
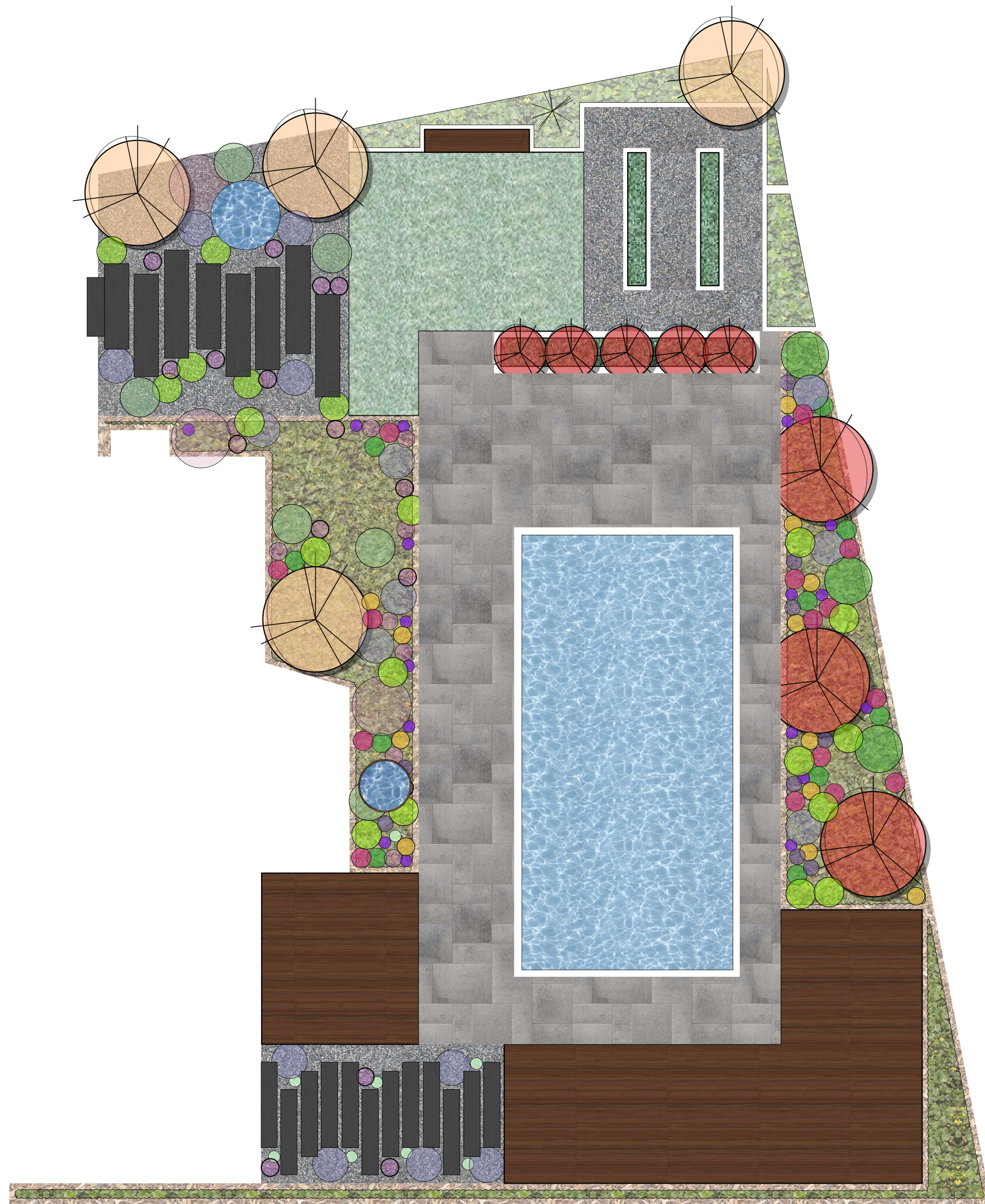
Pathway Lighting - FX Luminaire M-PJ Path Light

Project	JENNER RESIDENCE
Address	
Drawing Title	LIGHTING LEGEND


ISSUE	DATE	COMMENT
1	22.10.20	Client Review



Page Size: 24x36"
 Scale: 1:75
 Project No.: **JEN01**





ISSUE	DATE	COMMENT
1	22.10.20	Client Review



KEY PLAN

SCALE 1:300



ISSUE	DATE	COMMENT
1	22.10.20	Client Review



KEY PLAN

SCALE 1:300



ISSUE	DATE	COMMENT
1	22.10.20	Client Review



KEY PLAN

SCALE 1:300



ISSUE	DATE	COMMENT
1	22.10.20	Client Review



KEY PLAN

SCALE 1:300



ISSUE	DATE	COMMENT
1	22.10.20	Client Review



KEY PLAN

SCALE 1:300



ISSUE	DATE	COMMENT
1	22.10.20	Client Review



KEY PLAN

SCALE 1:300



ISSUE	DATE	COMMENT
1	22.10.20	Client Review




KEY PLAN

SCALE 1:300





Project	JENNER RESIDENCE
Address	
Drawing Title	3D PERSPECTIVE

ISSUE	DATE	COMMENT
1	22.10.20	Client Review



KEY PLAN

SCALE 1:300



ISSUE	DATE	COMMENT
1	22.10.20	Client Review




KEY PLAN

SCALE 1:300



ISSUE	DATE	COMMENT
1	22.10.20	Client Review



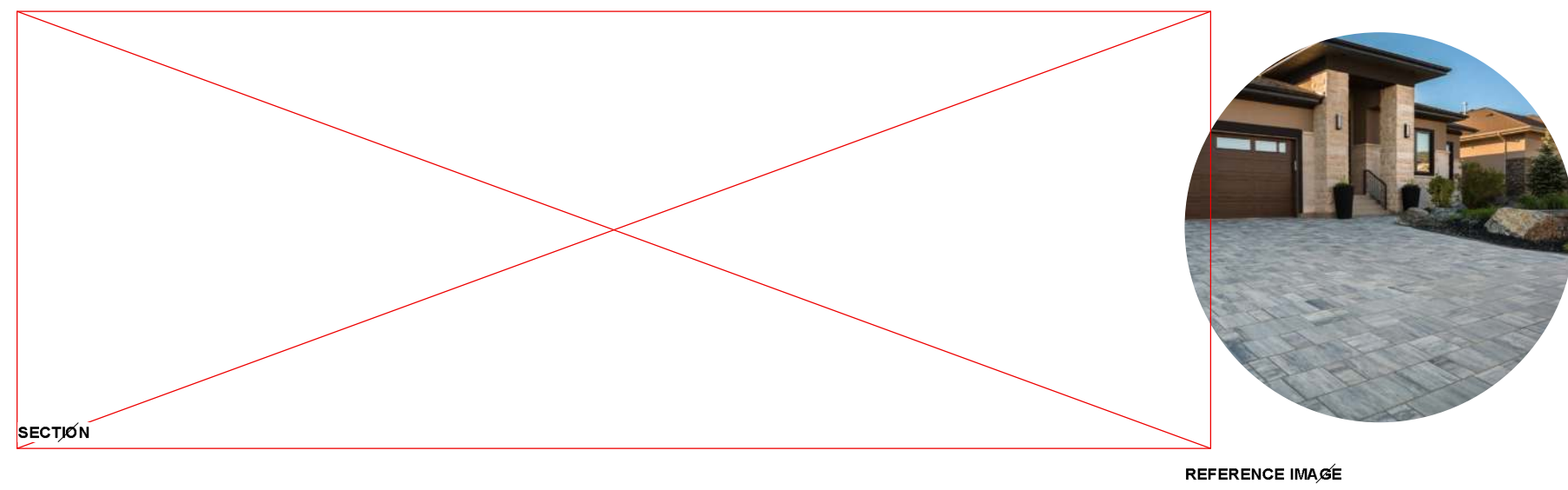
KEY PLAN

SCALE 1:300




ISSUE	DATE	COMMENT
1	22.10.20	Client Review






X
LXX UNIT PAVING - Section & Reference Image
SCALE 1:10

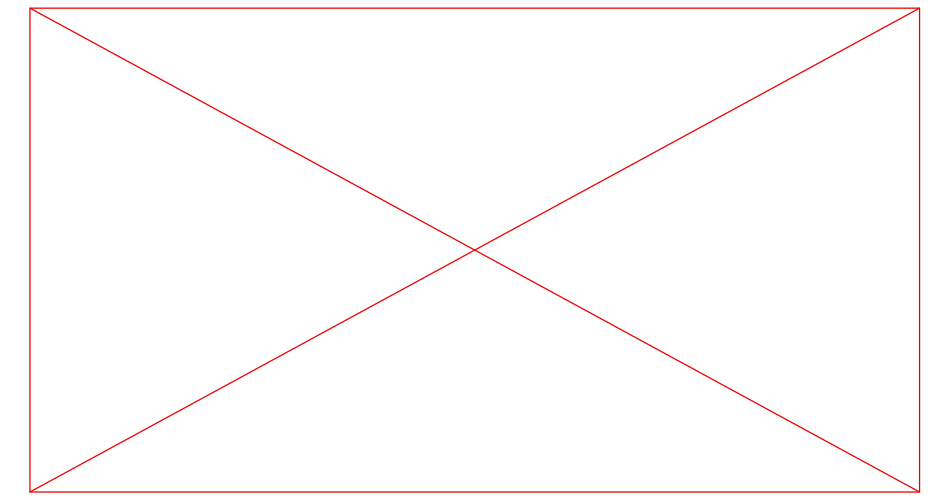


X
LXX LANDSCAPE EDGING - Section
SCALE 1:10


X
LXX ARTIFICIAL TURF - Typical Section
N.T.S




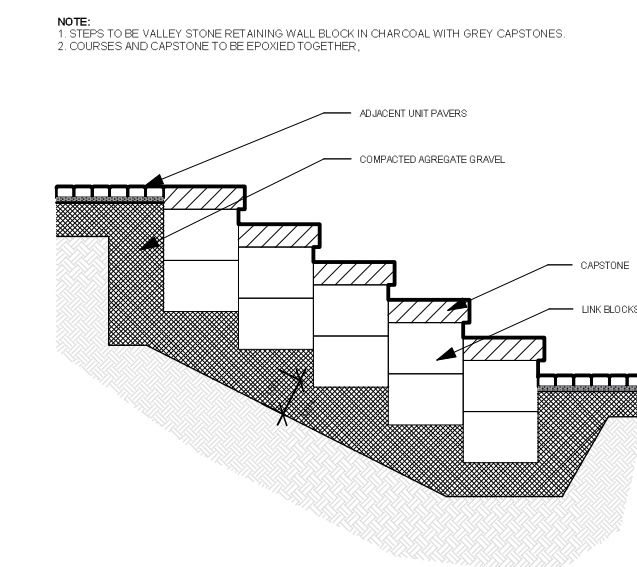
X
LXX ROCK MULCH - Section & Reference Image
SCALE 1:10



X
LXX BOULDER - Section
SCALE 1:10



X
LXX RETAINING WALL - Section & Reference Image
SCALE 1:20



X
LXX STAIRS - Section & Reference Image
SCALE 1:10



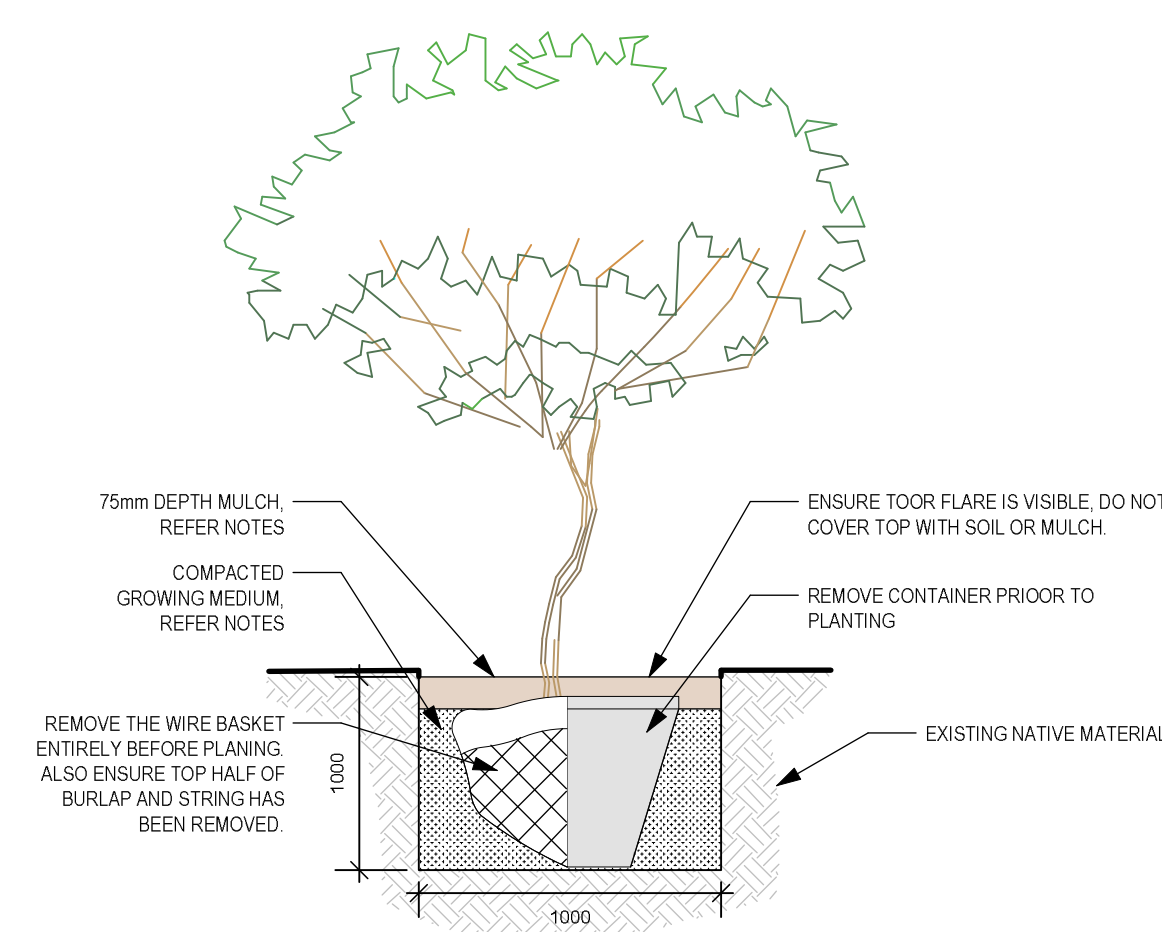
X
LXX WATER FEATURE TYPE 1 - Reference Image
SCALE 1:20



X
LXX WATER FEATURE TYPE 2 WITH FIRE BOWL - Reference Image
SCALE 1:20

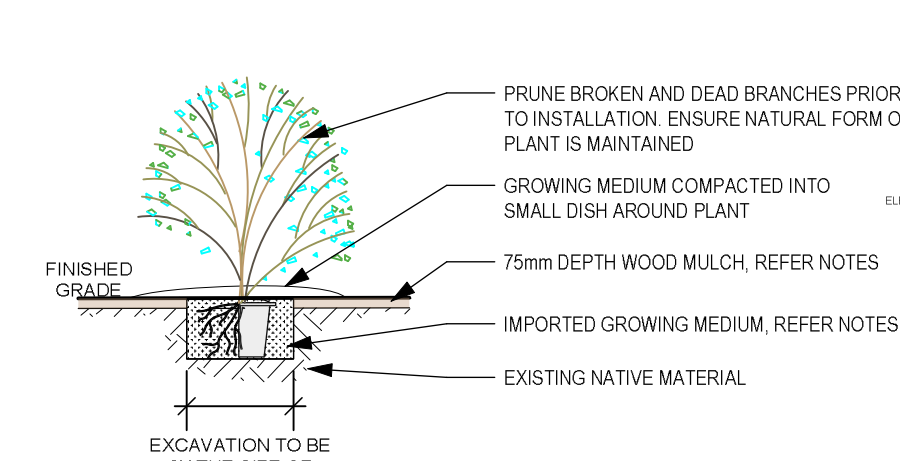


NOTE:
1. TREES TO BE SUPPORTED IN PLACE USING CEDAR STAKES & POLY MESH STRAP ASSEMBLY INSTALLED PER MANUFACTURER'S SPECIFICATION. STAKES TO ONLY BE INSTALLED IN LOCATIONS OF HIGH WIND, STEEP SLOPES AND WHERE THE CALIPERS OF THE TREE IS LESS THAN 50mm DIA.
2. ENSURE ROOT BALL IS THOROUGHLY SATURATED PRIOR TO INSTALLATION.
3. WHEN TREE IS PLANTING IN ROCK MULCH OR TURF AREA, CONTRACTOR TO INSTALL 1m DIA. RING OF WOOD MULCH TO HELP RETAIN MOISTURE.

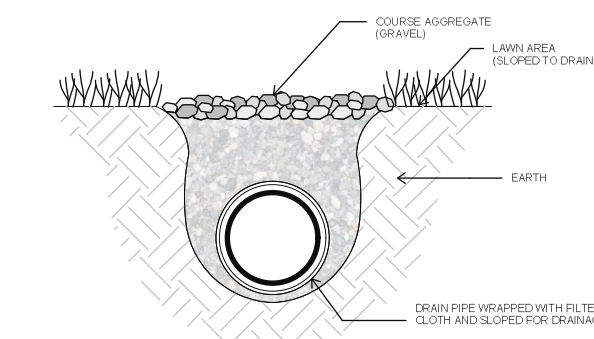


X
LXX TREE PLANTING - Typical Section
N.T.S

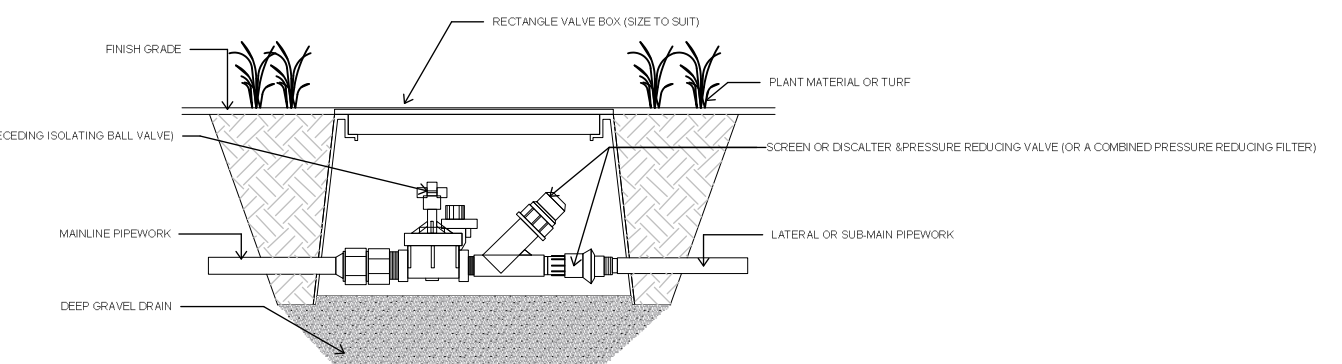
NOTE:
1. ENSURE ROOT BALL IS THOROUGHLY SATURATED PRIOR TO INSTALLATION.
2. WHEN SHRUB, PERENNIAL OR ORNAMENTAL GRASS IS PLANTED IN ROCK MULCH, CONTRACTOR TO INSTALL 0.6m DIA. RING OF WOOD MULCH TO HELP RETAIN MOISTURE.



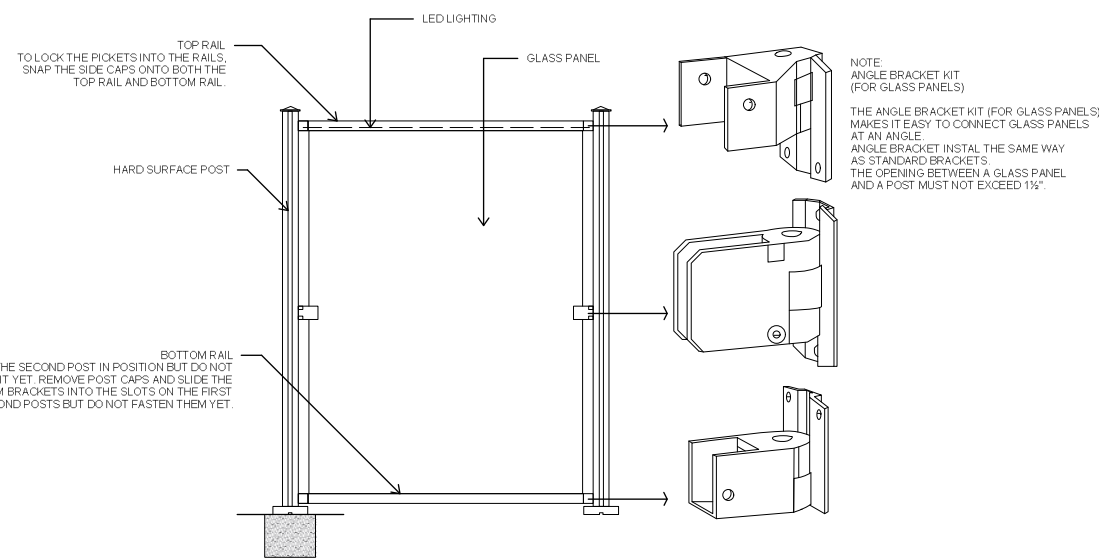
X
LXX SHRUB PLANTING - Typical Section
N.T.S



X
LXX FRENCH DRAIN - Section
SCALE 1:20



X
LXX PLANTING & TREE ZONE CONTROL VALVE - Section
SCALE 1:20






X
LXX GLASS RAILING - Section & Reference Image
SCALE 1:10

Project **JENNER RESIDENCE**
Address _____
Drawing Title **DETAILS**

ISSUE	DATE	COMMENT
1	22.10.20	Client Review

Page Size: 24x36"
Scale: AS NOTED
Project No.: **JEN01**



ISSUE	DATE	COMMENT
1	22.10.20	Client Review